

THE HUMANITARIAN SITUATION IN IRAQ

INTER-AGENCY FACT SHEET

August 2009

Loss of Life - Civilians and Humanitarian Workers

In the first seven months of 2009, 1,809 civilians have been killed due to continued violence, with a daily average of eight civilians.¹

It is estimated that more than 94 relief workers have lost their lives in Iraq between 2003 and 2007,² This includes 22 United Nations staff who were killed and over 100 who were wounded in the bombing of the UN headquarters, housed in the Canal Hotel in Baghdad, on 19 August 2003.

Humanitarian worker-related incidents

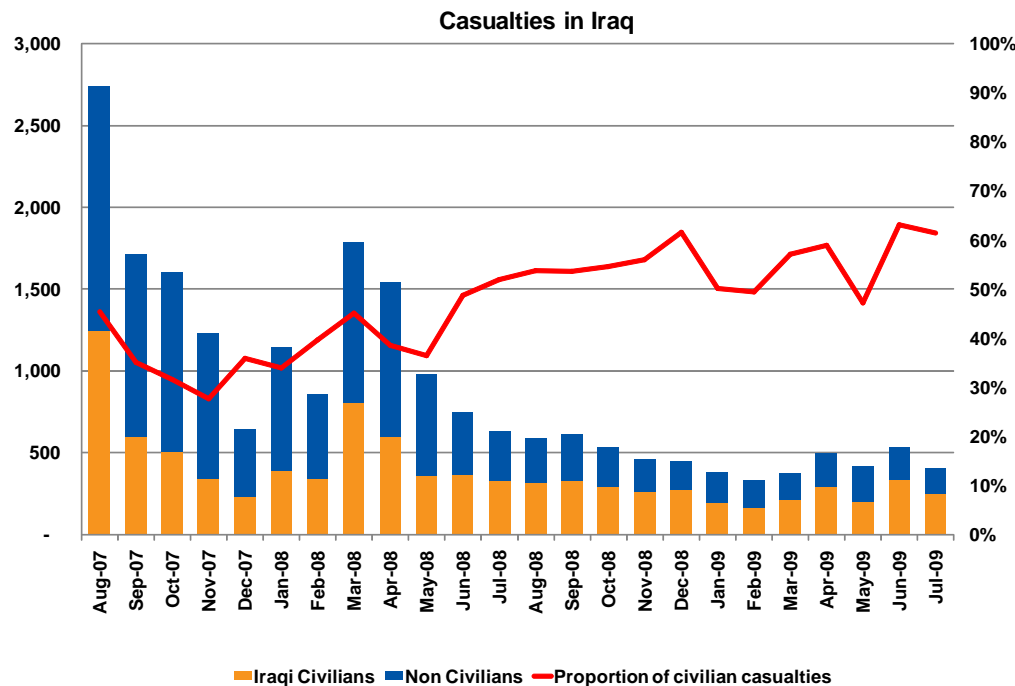
Humanitarian aid workers kidnapped	89
Humanitarian aid workers arrested	26
Humanitarian aid workers killed	94
Humanitarian aid workers injured	248
Total number of incidents	274

Hazards

Drought: The two successive years of drought have negatively impacted 39% of all cropland, straining livelihoods and economic development especially in rural areas.

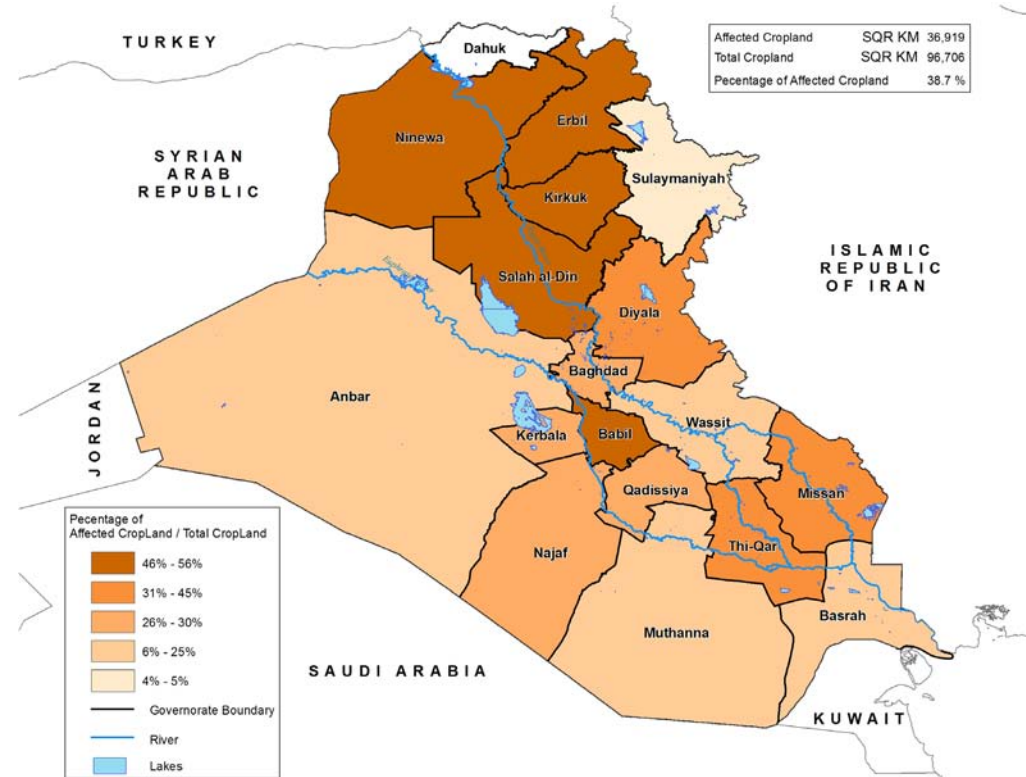
Epidemics: In 2009, the number of measles cases nearly tripled recorded cases in 2008. Cholera is "endemic" in Iraq and further cases should be expected during 2009.³

Landmines and Unexploded Ordnances (UXOs): Landmines, UXOs and remnants of war pose significant dangers to Iraq's population. As of January 2009, there were still 4,118 open minefields in Iraq.⁴



Iraq - Cropland affected by drought in 2008 - 2009

IAU/FAO/GIEWS



Humanitarian Needs

Poverty: Almost 1 in 4 Iraqis (23% or nearly 7 million people) are poor and live on less than US \$2.2 per day.⁵ Food prices doubled between 2004 and 2008, contributing to an increase in poverty and leading to a 20% drop in protein acquisition in poorer households.⁶

Education: There are low enrolment rates at schools in addition to inadequate numbers of teachers and schools or education facilities. Approximately 14% of 6-11 years old are not attending school. Just 40% of students go from primary to secondary education.⁷

Food: 3% of Iraqi households are classified as being "food insecure", 9% of the households are classified

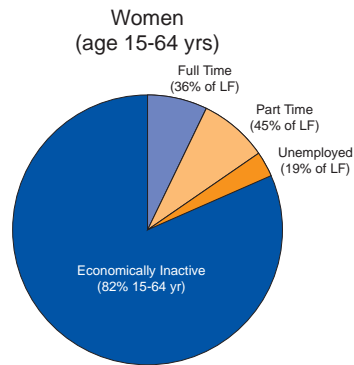
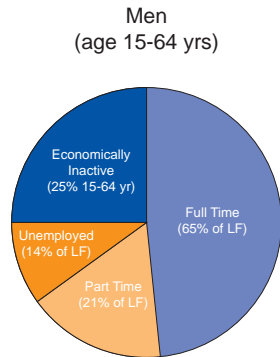
as vulnerable to food insecurity. This group along with 12% of food secure households in the poorest income quintile would be rendered food insecure if they were not provided with Public Distribution System (PDS) rations.⁸

Health & Nutrition: Women's health indicators are also a particular concern: maternal mortality rates are 84 per 100,000 live births compared with 41 and 65 in Jordan and Syria respectively.⁹

14% of women suffer from some form of mental health problem compared to 9% of men.

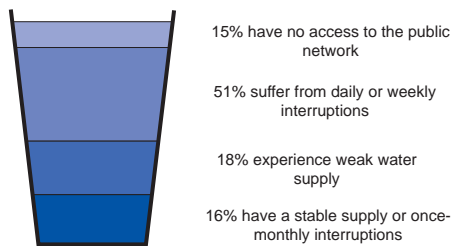
22% of Iraqi children (0-5 years) old suffer from chronic malnutrition while 5% suffer from acute malnutrition.¹⁰

Employment: Many young people and women are excluded from job opportunities. One quarter of men aged 20-24 years are unemployed and just 18% of women participate in the labour force.¹¹



COSIT/KRSO, Labour Force Survey 2008

Water & Sanitation: 66% of Iraqis are not connected to the general water network or suffer from weekly or daily interruptions in water supply.¹² In Iraq's most vulnerable communities, 73% of the local population are not using safe drinking water.¹³



8% of Iraqi households have either no sanitation facilities or have no choice but to dispose of human waste in an unsafe manner.¹⁴

Shelter & Housing: There is a deficit of 1.5 million housing units in Iraq with an expectation to increase at a rate of 300,000 units annually until 2015. An additional 3,000 primary schools are required.¹⁵

Electricity: Electricity is a key service to stimulate the economy and yet the daily average public supply is just 7.9 hours.¹⁶

Internally Displaced Persons (IDPs) and Refugee Returnees (January 2008-June 2009)

There are currently 2.9 million IDPs in Iraq and 1.7 million Iraqi refugees in neighbouring countries.¹⁷ Approximately 20% of IDPs and 5% of refugees have returned since 2006.¹⁸ Until access to services and jobs improves, and rule of law is restored, these numbers are unlikely to significantly increase.

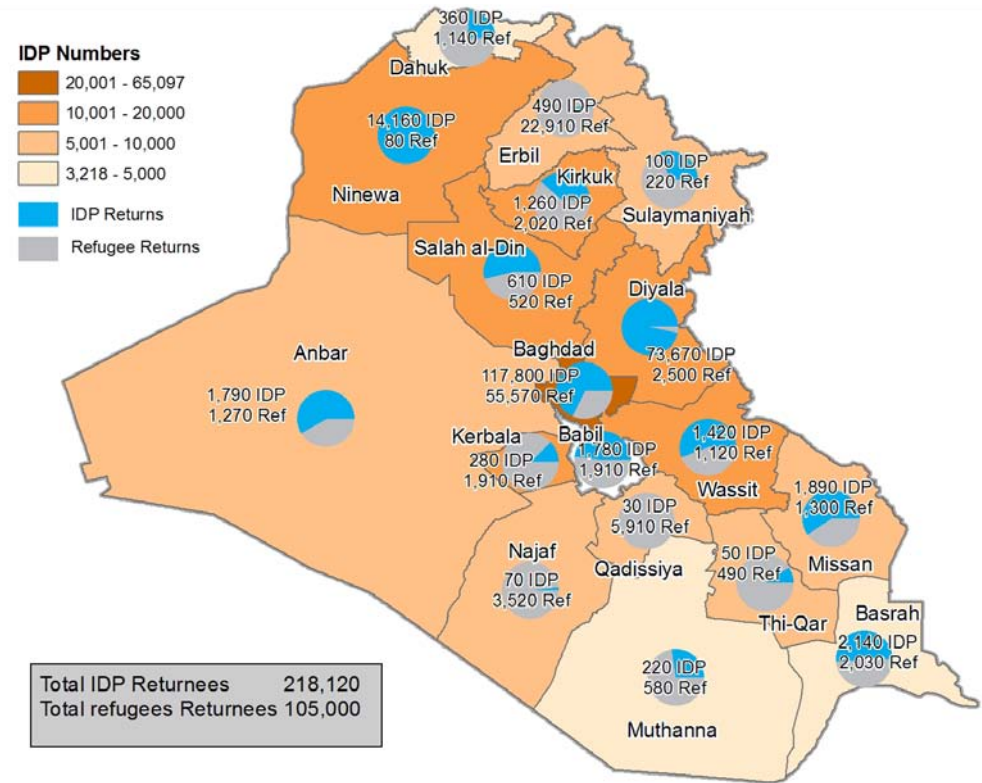
Within Iraq, approximately 40,000 refugees are registered with UNHCR, mostly Turkish Kurds, Palestinian and Iranian; most live in Ninewa or Baghdad.¹⁹

Government and Inter-Agency Response

The 2009 Consolidated Appeals Process (CAP) for Iraq and the region has received 43% of the US\$650,432,679 appealed for. Pillar I (US\$ 308,794,656 for projects inside Iraq) is funded at 33% and Pillar II (US\$341,638,041 for projects supporting Iraqi refugees in the region) is funded at 50% of the total amount required.

Disaster risk management activities are taking place in Iraq through the development and implementation of strategies at the national, regional and local

Internally Displaced Persons (IDPs) and Refugee Returnees (January 2008-June 2009)



Total IDP Returnees 218,120
Total refugees Returnees 105,000

Endnotes

- UNAMI SSI January-July 2009
- NCCI reporting (2003- beginning 2008). Numbers include national, international and NGO aid workers.
- WHO, Gol MoH, Diarrhea and Cholera Situation Report for International Week 52, December 2008
- UNDP/IMMAP, ERW Contamination - Iraq mapping, January 2009
- World Bank/COSIT/KRSO, Iraq Household Socio-Economic Survey 2007. Poverty line is calculated at expenditure of 76,896 IQD/person/month = US \$66,8341/person/month
- FAO/Inter-Agency IAU Iraq Food Prices Analysis, August 2009
- World Bank/COSIT/KRSO, Iraq Household Socio-Economic Survey 2007
- WFP Comprehensive Food Security and Vulnerability Analysis 2008
- WHO 2007 Iraq Family Health Survey
- WFP Comprehensive Food Security and Vulnerability Analysis 2008
- COSIT Labour Force Survey 2008 (Q1-Q4)
- World Bank/COSIT/KRSO, Iraq Household Socio-Economic Survey 2007
- UNICEF IMPACT Survey 2008
- WFP Vulnerability Analysis and Mapping Survey 2007
- UN-HABITAT Iraq Country Programme Document 2009-2011, July 2009
- World Bank/COSIT/KRSO, Iraq Household Socio-Economic Survey 2007
- UNHCR Iraq Operation Monthly Statistical Update on Return, June 2009; CAP 2009 Mid-Year Review, July 2009
- Neighboring countries comprise Egypt, Syria, Lebanon, Jordan and the Gulf countries, UNHCR Iraq Operation Monthly Statistical Update on Return, June 2009
- UNHCR Iraq Operation, Iraq Factsheet, July 2009

levels. These help minimize the risk and impact of natural and human-induced hazards and disasters and are critical to sustaining Iraq's recovery.

CAP 2009 Funding

